

SeamlessMoss™

Technical Specifications

PRODUCT SPECIFICATION SHEET

Overview

Product Composition

Product Details

Product Features

Wall Installation

Optional Add-Ons

Product Packaging



SEAMLESSMOSS™

OVERVIEW

Modular & Maintenance-Free

SeamlessMoss™ is an innovative modular system designed for interior moss walls that require zero maintenance, providing a long-lasting natural aesthetic.

Seamless Integration with Wave-Cut Technology

Engineered by Wildleaf LLC, SeamlessMoss™ features proprietary Wave-Cut Technology, ensuring truly seamless panel connections, creating continuous, large-scale natural surfaces.

Certified for Fire Safety & Acoustic Performance

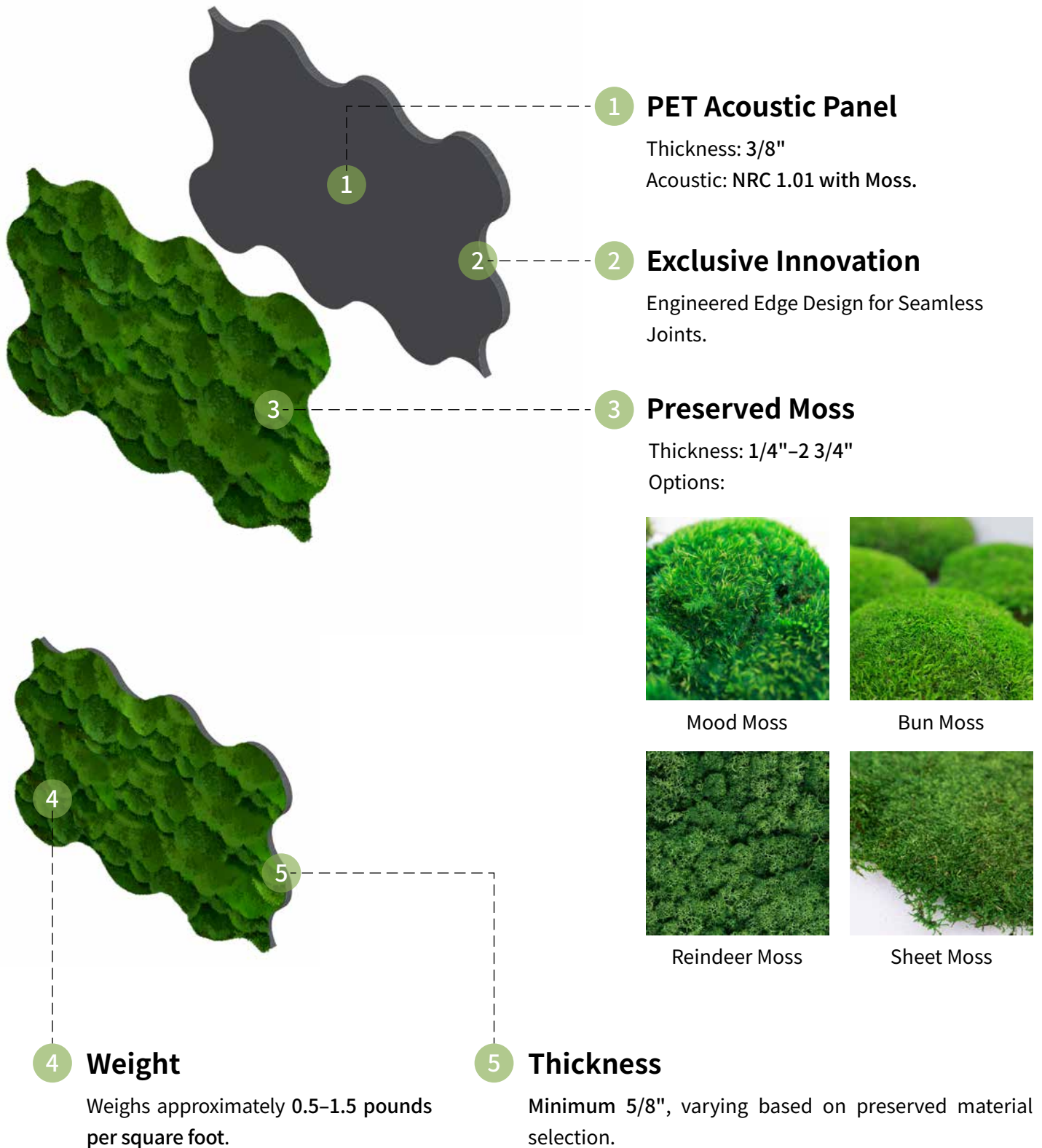
SeamlessMoss™ meets ASTM E84 Class A fire resistance standards and delivers superior sound absorption (NRC 1.01), making it ideal for commercial and architectural applications.

Sustainable & High-Performance Design

Constructed with preserved natural materials and acoustic backing, SeamlessMoss™ supports sustainable design while meeting rigorous commercial specifications, enhancing well-being and spatial comfort.

SeamlessMoss™

Product Composition

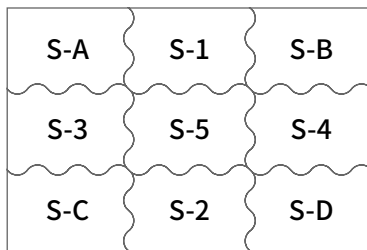


SeamlessMoss™

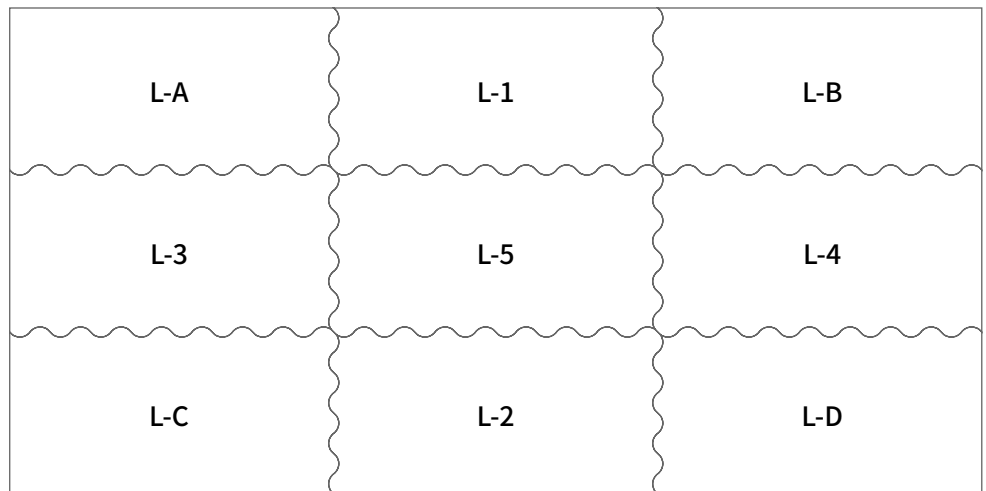
Product Details

We offer two modular panel sizes—**Panel Small (outer dimension 2' x 3')** and **Panel Large (outer dimension 4' x 8')**—featuring precision **wave-cut edges** for seamless integration, ensuring a flawless fit for projects of varying scales.

Panels



Panel Small



Panel Large

Details

Panels	Width	Height	Area	Panels	Width	Height	Area
Panel S-A	2'-10 3/8"	1'-11 3/8"	5.04 SF	Panel L-A	7'-5 3/8"	3'-9 3/8"	26.9 SF
Panel S-B	2'-10 3/8"	1'-11 3/8"	5.04 SF	Panel L-B	7'-5 3/8"	3'-9 3/8"	26.9 SF
Panel S-C	2'-10 3/8"	1'-11 3/8"	5.04 SF	Panel L-C	7'-5 3/8"	3'-9 3/8"	26.9 SF
Panel S-D	2'-10 3/8"	1'-11 3/8"	5.04 SF	Panel L-D	7'-5 3/8"	3'-9 3/8"	26.9 SF
Panel S-1	2'-11 3/4"	1'-11 3/8"	5.04 SF	Panel L-1	7'-6 3/4"	3'-9 3/8"	26.9 SF
Panel S-2	2'-11 3/4"	1'-11 3/8"	5.04 SF	Panel L-2	7'-6 3/4"	3'-9 3/8"	26.9 SF
Panel S-3	2'-10 3/8"	2'-0 3/4"	5.04 SF	Panel L-3	7'-5 3/8"	3'-10 3/4"	26.9 SF
Panel S-4	2'-10 3/8"	2'-0 3/4"	5.04 SF	Panel L-4	7'-5 3/8"	3'-10 3/4"	26.9 SF
Panel S-5	2'-11 3/4"	2'-0 3/4"	5.04 SF	Panel L-5	7'-6 3/4"	3'-10 3/4"	26.9 SF

* For projects **smaller than 4' x 8'**, panels will be fabricated as a single piece rather than modular sections. Refer to Preserved Moss Wall Specs for details.

Edge Detail

Precision-engineered **wave-cut perimeter** for seamless panel integration.



Mixed moss panel comparison images (separated, combined)



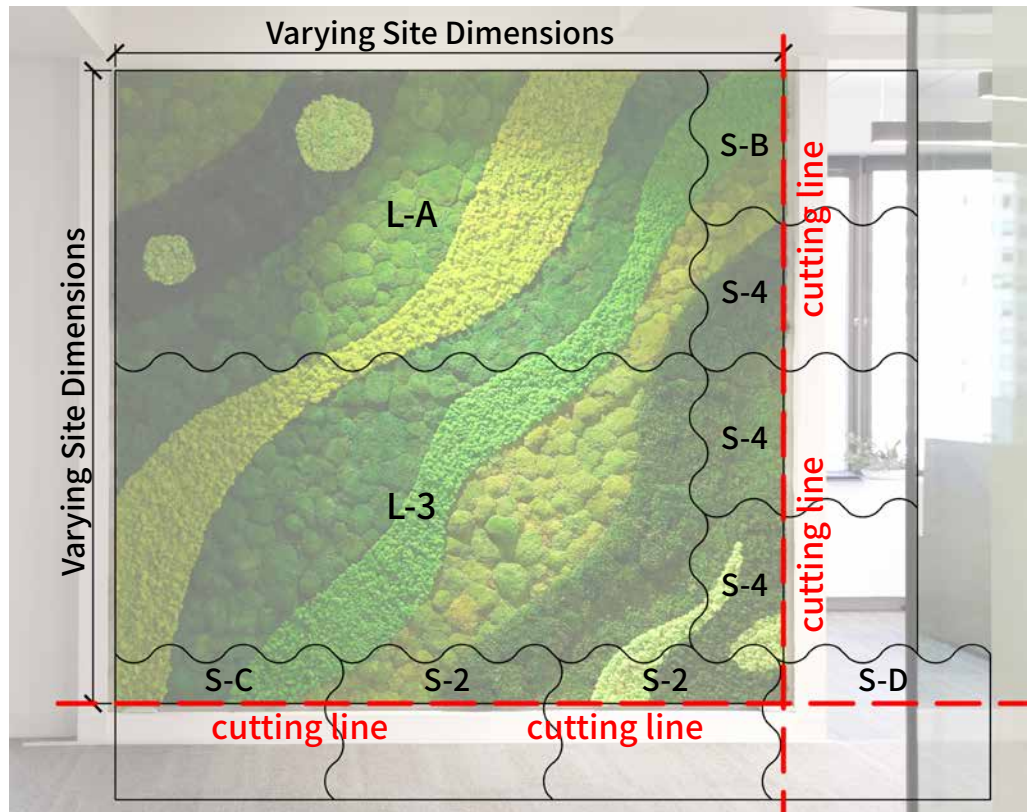
Bun moss panel comparison images

Reindeer moss panel comparison images

Sheet moss panel comparison images

Custom Sizing

Customized projects can accommodate any **required dimensions**, tailored to meet specific design and spatial needs. All custom panels will be **pre-cut** to the exact specifications before delivery, ensuring a precise fit. Each panel will be **clearly labeled** with corresponding numbering, and a detailed **installation instruction** will be provided to ensure accurate placement and seamless integration.



Styles

Mood Moss Wall



Mood1
Sunlit Meadow

Mood2
Emerald Paradise



Bun Moss Wall



Bun1
Sunny Cushion



Bun2
Verdant Oasis



Bun3
Deep Emerald



Mixed Moss Wall



Mood Moss



Bun Moss



Reindeer Moss



Sheet Moss



Foliage



Scatter Style

Sheet moss base with scattered mood moss accents for gentle depth.

Curate Style

Custom mix of preserved moss types and colors, with up to ~10% **preserved foliage** for a balanced, "forest-floor" feel.

SeamlessMoss™

Product Features



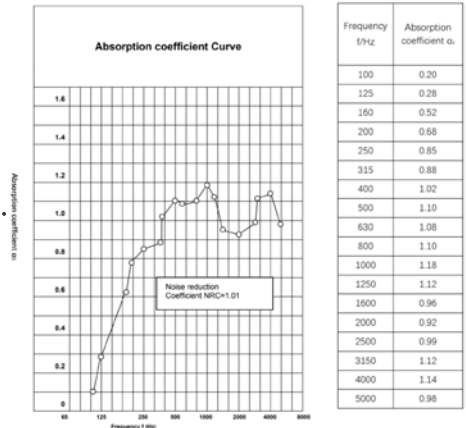
Fire Resistance

ASTM E84 Test Results: Class A



Acoustic Performance

ASTM C423 Test Results: Noise Reduction Coefficient (NRC) of 1.01



Low VOC — CDPH v1.2 Compliant

Manufactured in alignment with CDPH v1.2 low-emitting material standards, supporting indoor air quality requirements and common green building certifications such as LEED v4 / WELL.



USGBC LEED v4 Credit Contributions

Seamless Moss Wall panels can contribute to the following LEED v4 credits:

- MRc4: Building Product Disclosure and Optimization – Material Ingredients
- MRc3: Building Product Disclosure and Optimization – Sourcing of Raw Materials
- MRc5: Construction and Demolition Waste Management
- MRc6: Construction and Demolition Waste Management Planning
- EQc9: Acoustic Performance
- INc1: LEED Pilot Credit
- INc2: LEED Pilot Credit



Sustainability Features

SeamlessMoss™ panels demonstrate environmental leadership through:

- 100% recycled PET acoustic backing material
- 100% natural, sustainably harvested preserved moss components
- Diversion of post-consumer plastic waste from landfills
- Natural preservation methods utilizing non-toxic processes
- Fully recyclable materials supporting circular economy principles



UV Stability Tested

200h+ accelerated UV tested (approx. 8–10 years of indoor light exposure) — supports long-term visual stability across all moss types.



Aesthetic Longevity

8-10 years under normal indoor environmental conditions



Color Retention

Preserved materials maintain natural appearance without fading



Maintenance Requirements

- Watering: None required
- Sunlight: Not required
- Pruning: Not required



Care Instructions

- Environment: Designed exclusively for interior applications
- Light Exposure: Avoid prolonged direct sunlight
- Humidity: Performs optimally in standard indoor humidity levels

*Please refer to the comprehensive **Maintenance and Care Guide** for detailed information.

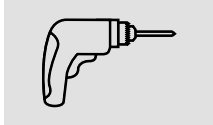


Backed by a 5-year Warranty

Guaranteed quality and peace of mind for half a decade.

SeamlessMoss™ Wall Installation

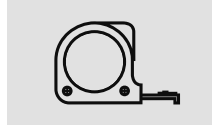
Tool Required



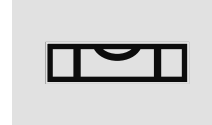
Cordless screwdriver



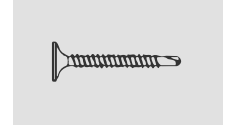
Air Nail Gun



Measuring tape



Building level



Screws

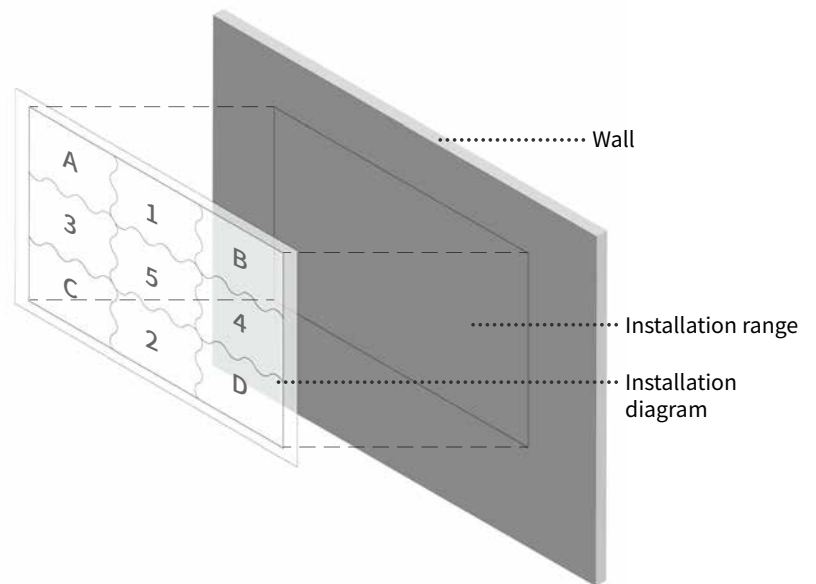
Installation Guidelines

1. REFERENCE THE LAYOUT DIAGRAM

Consult the installation diagram provided with your SeamlessMoss™ panels. Each panel features alphanumeric identification on the reverse side, corresponding to the layout plan.

2. ARRANGE PANELS BEFORE INSTALLATION

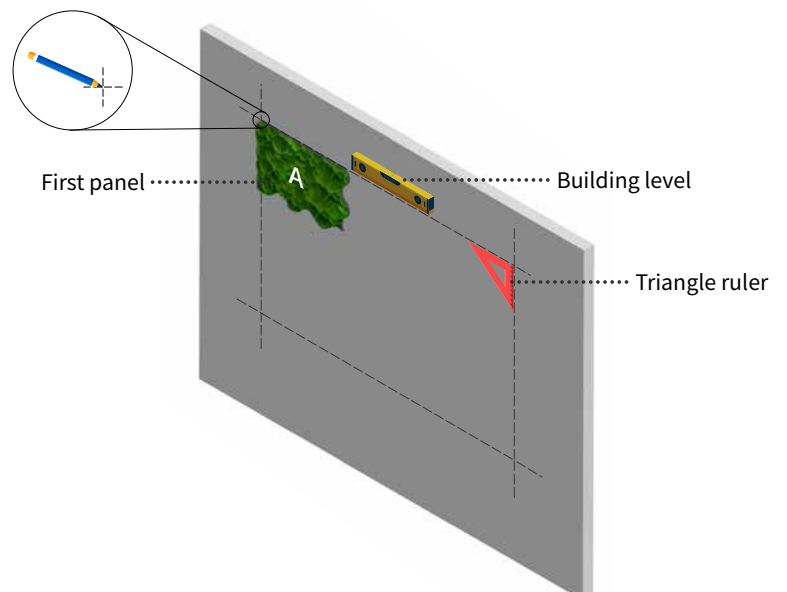
Prior to mounting, arrange all panels according to the diagram to verify proper sequencing. The interlocking design ensures a completely seamless appearance when properly sequenced.



3. PREPARE AND MARK SURFACE

Measure and mark the installation area using a laser level and measuring tape to ensure proper alignment.

Verify that the surface is clean, dry, and structurally sound.



4. INSTALLATION METHOD

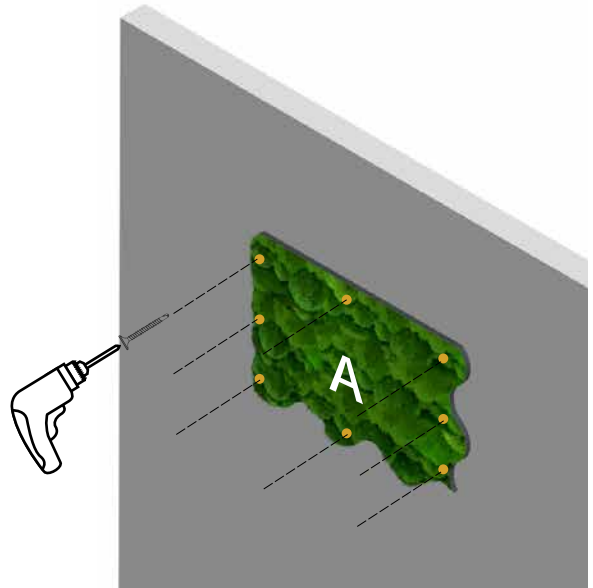
Secure panels using the recommended mounting hardware and provided screws.

All screws must be driven into wall studs or approved structural blocking. Do not fasten panels to drywall only.

**For a seamless appearance, when securing panels covered with Bun Moss, insert screws through the natural seams between moss sections.*

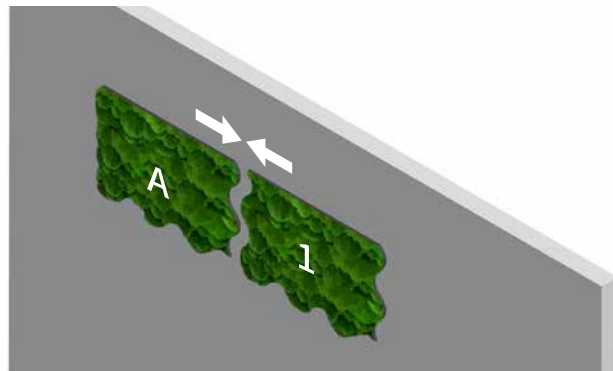
Screw spacing must not exceed 24 inches (24" spacing max.).

For S- panels, it is recommended to use two screws per side, while L- panels should be secured with four screws per side, depending on the panel's weight.



5. PANEL ALIGNMENT


Position each panel according to its designated location and orientation. The precision-engineered edges will create an imperceptible transition between panels, resulting in a continuous, natural moss landscape with no visible seams.



6. FINAL INSPECTION

Once installed, inspect the complete installation from multiple viewing angles to verify the seamless integration of all panels.

Note: *The SeamlessMoss™ system is engineered with precise tolerances to create a continuous natural appearance across all panels. While the wave-cut edges are designed to integrate seamlessly, complementary botanical materials are provided with each order as a courtesy to ensure perfect aesthetic continuity in your finished installation.*



7. ADD-ONS INSTALLATION

Add-on components are typically pre-installed and shipped with the project. For special installation requirements, please refer to the Add-On Specs.

SeamlessMoss™

Optional Add-Ons

*For a wider selection of materials, please see the Add-On Specs.

Custom Logo



PVC / Acrylic



Stainless Steel




Wooden




Illuminated

Metal Map



Laser-Cut



Grinding



Powder Coating



Install


High-Quality Aluminum Alloy Frame



Black



White



Silver



Titanium Gold



Rose Gold



White Oak Grain



Dark Walnut Grain



Teak Wood Grain

SeamlessMoss™ Product Packaging

SeamlessMoss™ is packaged in durable wooden crates to ensure maximum protection during transportation. Our panels are securely crated to provide enhanced durability and transit security, protecting the product integrity throughout the shipping process and ensuring your moss wall arrives in perfect condition, ready for installation.



Wooden crates